

ADOBE PHOTOSHOP CS3

Why Adobe® Photoshop® CS3?

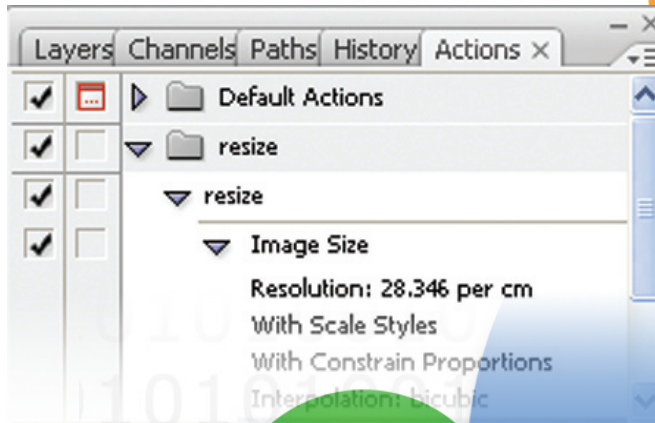

Adobe® Photoshop® CS3 is by far the leading image manipulation program designed to bring out the best in your image captures then transforming them into anything you can imagine.

Who will benefit from Ardito's Adobe® Photoshop® CS3 courses?


Adobe® Photoshop® CS3 is aimed for graphic and web designers, professional photographers, and marketing and advertising professionals. If you have recently assumed a creative role in your organisation, then learning Photoshop CS3 is your first step in bringing your career up to a new level!

What will you gain from learning Photoshop?

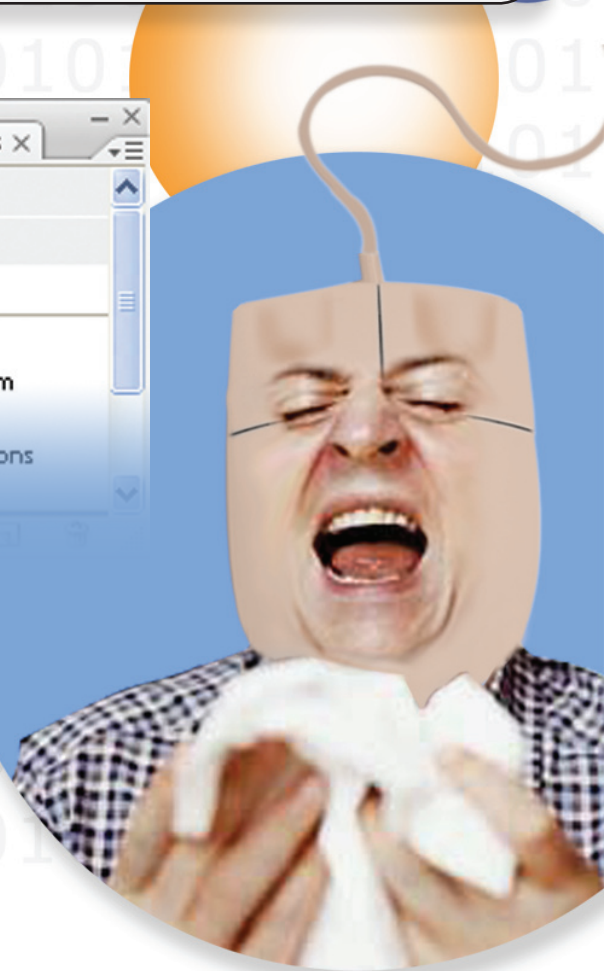
- Produce advertising materials, i.e. posters, brochures, leaflets (*see also Adobe® InDesign CS3*)
- Process images taken from point-and-click and SLR cameras, i.e. image touch-ups, colour corrections, etc.
- Optimise images for web for faster downloads and create basic animation.



Mydoom



Blaster



Your creative potentials...
unlocked.

Photoshop for Beginners

Duration: 1 Day

Course Description

This one day class introduces participants to Adobe® Photoshop®. Students will learn the fundamental principles and navigation within the application; tools, palettes and basic image editing techniques. In addition, this course introduces layers and the colour spaces used within Photoshop.

Course Outline

Introduction to Photoshop CS3

Getting Started: The Set Up Shop

- Performance checklist: Plug-ins and Scratch Disks

- Setting default units for measurements

- Customising guides and grids

Understanding the Interface

The Toolbox

- Selection Tools

- Painting Tools

- Path Tools

- Type Tool

- Shape Tool

- Viewing Tools

Basic Image Processing

- Colour Modes: CMYK vs RGB

- Cropping and straightening images

- Rotating and flipping images

- Canvass vs. Image Size

Working with Layers

Applying Basic Filters

Saving images for print and web



Intermediate Photoshop

Duration: 1 Day

Course Description

This one day next level class explores Adobe® Photoshop® CS3 features and tools in more detail. Students will learn how to edit the image with transformation tools; use layers and masks to build an image; create and edit paths; use filters to create desired effects; and prepare images for printing.

Course Outline

Understanding Paths

- Creating and modifying paths

- Converting a path to a selection

Enhancing photographs/image manipulation

- Retouching and toning tools

- Using Adjustment Layers

- Using Image Adjustment Commands (i.e. Levels, Curves, Variations, Color Balance, Hue/Saturation, etc.)

Swatches and Gradients

Creating custom brushes and patterns

Masks and Channels

- Quick mask overlay: The Painting-over Technique

- The Channels Palette

- Clipping a Layer

Creating Special Effects using Filters

Automating Tasks

- Creating an Action

- Batch Processing

- Using Layer Comps

Basic animation technique for the web

Introducing the Vanishing Point

Setting up Photoshop files for print

ardito
corporate training

| computer | personnel | management |

E admin@ardito.co.nz

W www.ardito.co.nz

HAMILTON

Level 1

Waikato Innovation Park

Ruakura Road

Hamilton

T 07 857 0770

F 07 857 0771

AUCKLAND

Level 1

465 Mt. Eden Road

Mt. Eden

Auckland

T 09 630 1220

F 09 630 1299

* Adobe, the Adobe Photoshop logo, and screen captures are either registered trademarks or trademarks of Adobe Systems Incorporated in the United States and/or other countries.